

RESOLUTION 188-2016

**SUBMITTING THE QUESTION TO FORM LAKE MANAGEMENT DISTRICT NO. 3
FOR LONG LAKE**

WHEREAS, Kitsap County's lakes provide environmental, recreational, economic and aesthetic benefits to the residents of Kitsap County, nearby property owners and the region; and

WHEREAS, Long Lake is Kitsap's largest lake, with substantial recreational and economic value from its shoreline improvements including a Kitsap County park and public boat launch; and

WHEREAS, the condition of Long Lake has been affected by decades of shoreline and watershed land uses as well as natural lake and soil conditions; and

WHEREAS, Long Lake's water quality issues have fueled toxic algae blooms and invasive species of water plants; and

WHEREAS, these algae blooms are harmful to the public, pets and wildlife often requiring the closure of the lake by the Kitsap Health District for recreational uses; and

WHEREAS, these invasive species of plants affect recreational uses including swimming and boating as well as creating additional water quality issues through their natural processes; and

WHEREAS, these various issues are not amenable to a single remedy and will require ongoing maintenance to address their impacts; and

WHEREAS, past maintenance efforts within the Lake, such as water quality testing and alum treatments, have made significant progress in reducing levels of phosphorous and other nutrients that led to algae blooms and the expansion of invasive vegetation; and

WHEREAS, these prior efforts were funded through 2010 by a \$1 million capital expenditure by the Washington State legislature; and

WHEREAS, the Kitsap County Surface and Storm Water Division and Kitsap Public Health District have expended significant resources in addressing contaminant discharges within the watershed that have contributed to Long Lake's issues; and

WHEREAS, property owners along the Long Lake shoreline enjoy great economic, recreational and aesthetic benefits from the Lake;

WHEREAS, the Citizens for Improving Long Lake (CILL) and other community groups have worked with Kitsap County, Washington State and the community for over 20 years to increase awareness of lake issues and promote the funding for past efforts; and

WHEREAS, CILL, in collaboration with TetraTech, have proposed a 5-year lake management strategy to address water quality issues and reduce the growth of toxic algae and invasive species; and

WHEREAS, this strategy has been reviewed by the Kitsap Health District and other Kitsap agencies for its applicability to the Lake's issues; and

WHEREAS, this strategy carries a cost of \$470,000 over the 5-year period; and

WHEREAS, Washington State statutes, RCW 36.61.010 *et seq.*, authorize the creation of a Lake Management District (LMD), including special assessments to address lake and beach issues; and

WHEREAS, such a District may engage in maintenance activities including improving water quality and/or controlling or removing aquatic vegetation; and

WHEREAS, the formation of a LMD requires many steps including the establishment of a specific boundary, determining a special assessment amount, public hearings and ultimately a vote of the property owners with a specified district boundary; and

WHEREAS, Washington State officials have indicated that the formation of a LMD is a prerequisite to acquiring any future state funding of algae and invasive species management.

WHEREAS, Kitsap County approved a resolution on intention to form the LMD on September 19, 2016 establishing an October 24, 2016 public hearing date; and

WHEREAS, per RCW 36.61.050, all affected property owners and representatives of the departments of fish and wildlife, natural resources, and ecology were notified of the hearing and afforded opportunity to make presentations on and comment on the proposal at the public hearing; and

WHEREAS, Kitsap County held the public hearing and received testimony regarding the LMD proposal on this date; and

WHEREAS, Kitsap County held a separate open house on October 11, 2016 to address public comments and questions from the public hearing.

THEREFORE, BE IT RESOLVED, the Kitsap County Board of County Commissioners submits the question to form Lake Management District No. 3 for Long Lake to the property owners within the proposed LMD boundary (Attachment A).

1. Nature of Activities Proposed to be Financed under the LMD. The issues affecting Long Lake are predominantly excess phosphorus and other nutrients from adjacent and nearby land uses, ongoing loading from existing lake vegetation and surrounding soil conditions. These conditions, their impacts to the Lake and its uses and past efforts to enhance and maintain water quality are fully described in the December 2010, Final Report on Water Quality 2006-2010.

Based on the findings of the December 2010 Report, future activities have been identified. A future LMD will implement specific management efforts including, but not limited to:

- Long-term water quality monitoring
- Phosphorus inactivation through sediment large treatment and annual water column stripping
- Aquatic plant management

- Planning and permitting of maintenance activities
- Public education and outreach through public meetings and school programs
- Overall project management and transparent reporting.

Additional specific information regarding the LMD’s proposed maintenance activities are included in the Lake Management Scope of Work (Attachment B), attached hereto and incorporated herein by this reference.

2. Funding of the LMD through Special Assessments. Based upon the proposed actions included in the Scope of Work, ongoing maintenance activities in Long Lake will cost an average of \$47,000 annually over a 5-year period, totaling \$470,000. The proposed LMD is intended to fund these costs in their entirety.

3. Proposed Boundaries and Annual Assessments of the LMD. The boundary of the Long Lake LMD was developed to take into consideration properties with shoreline adjacency, special shoreline access or close proximity to the Lake. The properties within the boundary are estimated to receive certain benefits from the Lake and its amenities. The proposed boundary is shown in Attachment A, attached hereto and incorporated herein by this reference.

Annual assessments for each property within the LMD boundary shall be \$450.00 annually to fund the activities located in the Scope of Work (Attachment B).

4. Duration of Lake Management District. Assessments to properties within the district shall be paid annually. The assessments shall be imposed over a 5-year period from the date of first collection. Proposed assessment amounts for each property within the LMD boundary are shown in Attachment C.

5. Election. Per state statute, Kitsap County shall mail ballots to all property owners of legal lots within the boundary. Property owners shall have 30 days from the date of postmark to cast their vote and return the ballot(s) either in person to the Board of County Commissioners Office located in the Kitsap County Administration Building at 619 Division Street, Port Orchard, Washington or via mail to Clerk of the Board, Kitsap County Commissioners, 614 Division Street MS-4, Port Orchard, WA 98366. Per statute, each ballot must be signed by the owners of the property specifically as shown in the Assessor’s tax rolls.

Resolved this 4th day of November, 2016.

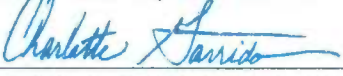
**BOARD OF COUNTY COMMISSIONERS
KITSAP COUNTY, WASHINGTON**



EDWARD E. WOLFE, Chair



ROBERT GELDER, Commissioner




CHARLOTTE GARRIDO, Commissioner

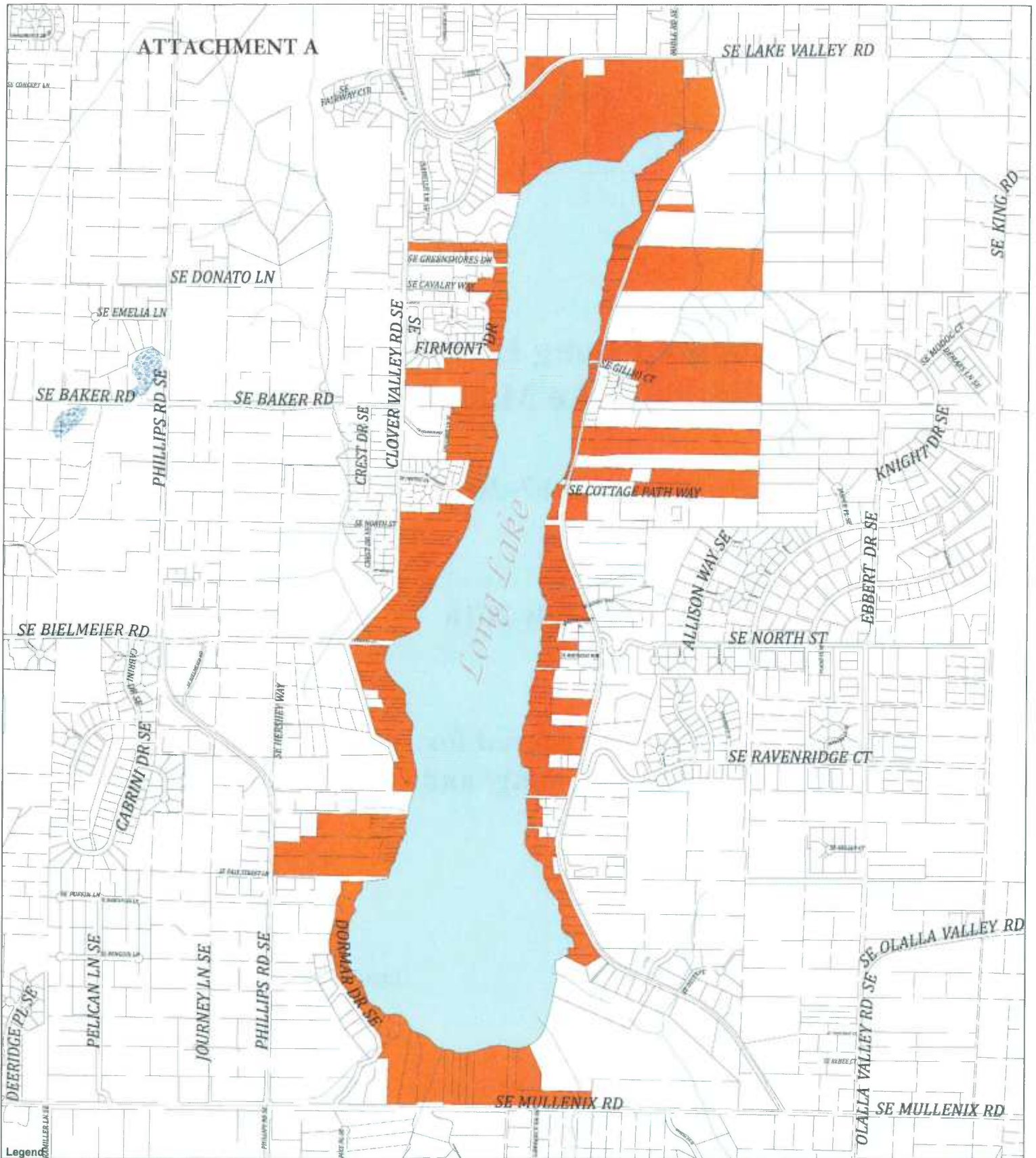
ATTEST:

Dana Daniels

Dana Daniels, Clerk of the Board



ATTACHMENT A



Legend

- Subject Parcels
- Tax Parcels (Full Ownership)
- Street Center Lines**
- HIERARCHY**
- Collector / Arterial
- Local Access, Local Road
- Long Lake
- Waterbodies (defined in WAC 222-16-030)**
- WaterBody Cartographic Feature Code**
- Marsh, wetland, swamp, bog
- Watercourses (defined in WAC 222-16-030)**
- Fish Habitat Water Type Code**
- (F) Fish Habitat
- (N) Non-fish Habitat
- (U) Unknown, unmodeled hydrographic feature.



Long Lake

Subject Parcels abutting the shoreline of Long Lake



This map was created from existing map sources, not from field surveys. Determination of fitness for use lies with the user, as does the responsibility for understanding the accuracy and limitations of this map and data.

The information on this map may have been collected from various sources and can change over time without notice.

While great care was taken in making this map, there is no guarantee or warranty of its accuracy as to labeling, placement or location of any geographic features present. This map is intended for informational purposes only and is not a substitute for a field survey.

Kitsap County and its officials and employees assume no responsibility or legal liability for the accuracy, completeness, reliability, or timeliness of any information on the map.

Published Date: June 2, 2015



ATTACHMENT B

**Proposed Long Lake Integrated/
Adaptive Lake Management Plan**

2017-2021

July 2016

**Prepared for:
Kitsap County and CILL**

**Tetra Tech, Inc.
1420 Fifth Ave, Suite 550
Seattle, WA 98101**



Table of Contents

Restoration History 1

Scope of Work - Long Lake Integrated/Adaptive Management Plan..... 3

 Task 1 – Project Management..... 3

 Task 2 – Planning and Permitting 4

 Task 3 – In-lake Activities Design and Implementation 4

 Task 4 – Lake and Stream Monitoring 5

 Task 5 – Reporting..... 6

 Task 6 – Public Education 7

Total Budget..... 8

Itemized Budget by Task 8

References..... 8

Restoration History

Long Lake was studied by personnel from the University of Washington for 20 consecutive years from 1976 to 1995 in order to evaluate the effectiveness of several restoration techniques (Welch, 1996). During the summer of 1979, the lake water level was drawn down about 6 feet (1.8 m) to desiccate previously submersed rooted plants and to consolidate the flocculent sediment. While lake sediments dried substantially in laboratory experiments, they failed to consolidate in the lakebed itself because seepage water prevented sediment drying. Although exposed plants were desiccated and biomass was low the following year (1980), the aquatic plants began to recover by 1981 and were back to maximum biomass by 1984 (Jacoby et al., 1982). A small area in the north end was dredged during the 1979 drawdown in order to widen and deepen the outlet, but the dredging was too localized to affect internal phosphorus (P) loading throughout the lake.

In the fall of 1990, the lake was treated with alum to inactivate sediment P. A dose of 5.5 mg/L aluminum (Al) was used. In the meantime, rooted plants were mowed with a harvester during the summer of 1988, 1989 and 1990, removing 10, 43 and 69% of the peak plant biomass per year, respectively.

The first alum treatment was highly effective for the first four years and maintained modest water quality improvement on average for the next seven years, compared to pretreatment total phosphorus (TP; Figure 1). The high summer mean TPs of 69 and 78 $\mu\text{g/L}$, which occurred in 1977 and 1978, did not recur during that eleven-year period, although TP and chlorophyll (chl) were rather high (66 and 36 $\mu\text{g/L}$, respectively) in 1985, due mostly to a rooted plant-die-off, and in 1990 (55 and 40 $\mu\text{g/L}$), prior to the second alum treatment (Figure 2). These were the highest chl concentrations during the twenty-year period. Note that transparency varied in inversely with chl, with the highest transparency occurring with the lowest chl (Figure 2). Transparency also varied directly with macrophyte biomass (Jacoby et al., 2001).

The second alum treatment was applied in late summer 1991 at the same dose of 5.5 mg/L Al. The following summer, TP averaged only 20 $\mu\text{g/L}$, the lowest summer mean ever. The summer mean for the four-year post treatment was slightly above 30 $\mu\text{g/L}$ and chl averaged less than 10 $\mu\text{g/L}$, similar to the four-year mean following the 1980 treatment (Figure 1).

Monitoring of the lake by UW ceased after 1995, but was resumed in 2006 as part of a long-term project by Kitsap County and Citizens for Improving Long Lake (CILL) to improve the lake's quality. As part of the planned control measures, alum was again added to the lake at a low dose of 2.5 mg/L Al during August 1-4, 2006 to achieve short-term control of TP and to minimize late summer algal blooms. Alum was applied again during April 11-14, 2007 at a high dose of 17.5 mg/L Al, based on sediment P concentration, for sediment P inactivation and long-term control (Welch and Gibbons, 2010).

Proposed Long Lake Integrated/Adaptive Lake Management Plan, 2017 - 2021

Sampling of Long Lake for the previous long-term project by Kitsap County and CILL was continued through 2010. Historical data were compared with 2006-2010 data in the annual report on Long Lake Water Quality, February 2010. For that report, 2010 data were integrated with 2006-2009 data to show that summer TP gradually increased, but was still below the 2006 pretreatment level, while chl remained well below pretreatment levels averaging less than 10 $\mu\text{g/L}$ (Figure 1). Transparency averaged about 0.5 m greater during the last four years of monitoring than the pretreatment depth of visibility in 2006 (Welch and Gibbons, 2010).

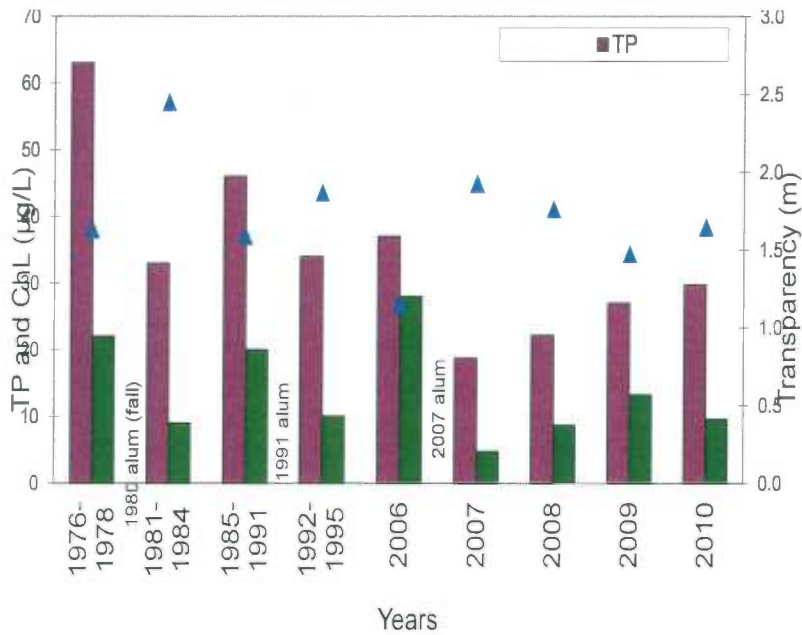


Figure 1. Mean whole-lake summer (June-September) TP, chl and Secchi transparency for groups of study years before and after three alum treatments in Long Lake, Kitsap. Pre 2006 data from Welch (1996). Data for 2006 serves as a partial reference for post-alum years 2007-2010.

Scope of Work - Long Lake Integrated/Adaptive Management Plan

The following scope of work describes the specific activities that will be performed in order to enable the Kitsap County's Long Lake Management District to meet the requirements of the Long Lake Integrated/Adaptive Lake Management Plan. Building upon the 2006-2010 lake management efforts, an integrated/adaptive lake management plan will be prepared and implemented. Targeted lake management will lead to an ecologically sustainable and balanced ecosystem with aesthetic appeal that supports water contact recreation, sport fishery, and salmon migration. The lake management program will limit internal phosphorus loading in order to reduce excessive phytoplankton production, will control excessive growth of rooted aquatic plants, and will eliminate, where possible, non-native plants such as Eurasian watermilfoil. The integrated management program for Long Lake includes six basic elements. Specific scope of work elements are outlined below:

Task 1 – Project Management

- 1.1 Project Management (PM) responsibilities shall include maintenance of project records, progress reports, and submittal of required performance items.
- 1.2 Efforts shall include conducting, coordinating, and scheduling project activities and assuring quality control.

Deliverables:

1. Effective administration and management of this project.
2. Maintenance of all project records.
3. Submittal of all required performance items, progress reports, invoices, and maintenance of all project records.

Schedule of Activities:

- a) PM activities will be carried out throughout the project, from authorization to proceed in 2017 through December 2021.

Budget: \$24,000

Task 2 – Planning and Permitting

- 2.1 Development of a QAPP for adaptive effectiveness evaluation.
- 2.2 Development of a 5-year integrated/adaptive management plan for the lake.
- 2.3 Application for necessary permits.
- 2.4 Citizen volunteer recruitment and training.

Deliverables:

1. A 5-year integrated/adaptive lake management plan that includes the QAPP.
2. Necessary permit applications for in-lake activities.

The Kitsap County PM will lead the permit process and will maintain the permits.

Schedule of Activities:

- a) Permit activities will be carried out annually throughout the project, from authorization to proceed in 2017 through December 2021.
- b) The integrated/adaptive management plan will be completed within 90 days of the formation of the LMD.

Budget: \$38,000

Task 3 – In-lake Activities Design and Implementation

- 3.1 Design phosphorus management activities (a sediment inactivation treatment and maintenance treatments).
- 3.2 Implement phosphorus management in-lake activities. The sediment inactivation treatment will be conducted in early spring 2017. Monitoring data will be used to assess the need for maintenance treatments, potentially in 2020.
- 3.3 Update the IAVMP (Integrated Aquatic Vegetation Management Plan) and prepare treatment specifications for management control effort for EWM (Eurasian Watermilfoil) and Brazilian elodea, as well as for management control of specific boating lanes.
- 3.4 Implement the annual aquatic plant management activities.

Deliverables:

1. Alum treatment design.
2. Implementation of in-lake phosphorus management activities – a sediment inactivation dose in 2017, and a water-stripping dose in 2020.
3. Updated IAVMP.
4. Implementation of aquatic plant management activities annually.

Schedule of Activities:

- a) Phosphorus design elements will be completed within the first 4 months of LMD formation. On-going review and annual modifications to activities will be carried out through September 2021.
- b) The sediment inactivation treatment will be conducted in early spring 2017. Maintenance water column stripping treatments will be conducted as needed, i.e. 2020.
- c) The IAVMP will be updated within 180 days of formation of LMD with annual updates based upon data results and lake requirements.
- d) Aquatic plant control activities will be implemented as needed.

Budget: \$288,000

Task 4 – Lake and Stream Monitoring

- 4.1 Design and conduct an on-going monitoring program to track general water quality conditions, phosphorus concentrations, phytoplankton production and the growth of aquatic macrophytes in Long Lake. This information will be used to assess management progress relative to the long-term integrated/adaptive management program and will be used to adjust the plan's activities for subsequent years, as needed.
- 4.2 Coordinate with citizen volunteers to arrange the use of a volunteer's boat during monthly sampling events.
- 4.2 Collect water samples from Long Lake at the previously established mid-lake station on a monthly basis from April through October. Dissolved oxygen, conductivity, temperature, and pH will be measured at meter intervals within the water column on each sampling date. During each monitoring event, water samples will be collected at a depth of 0.5 m for analysis of total phosphorus (TP), soluble reactive phosphorus

(SRP), and chlorophyll concentrations. Between mid-May and mid-October, additional samples will be taken at 2.5 m depth for TP, SRP, and chlorophyll analysis. In conjunction with lake sampling, grab samples will be collected monthly from Salmonberry Creek for TP analysis. All collected water samples will be packed with ice and sent to a certified analytical laboratory on the same day as they are collected.

- 4.3 Survey the distribution and speciation of aquatic macrophytes within the lake twice each year, during the spring and late summer.
- 4.4 Obtain stream gage data for Curley Creek from continuous gage operated by the Kitsap County Public Works Stormwater Division.
- 4.5 Install a level logger on Salmonberry Creek, as Kitsap County does not maintain a gage on this creek. Collect flow readings to calibrate the recorded data.
- 4.6 Install and maintain a data logger that records water level in Long Lake.

Deliverables:

1. Limnological data collection and data management.
2. Stream data collection and data management.
3. Aquatic plant data collection and data management.
4. Inlet and outlet surface water flow data collection and data management.
5. Lake level data collection and data management.

Schedule of Activities:

- a) Monitoring activities will be carried out throughout the project from authorization to proceed in 2017 through December 2021.

Budget: \$54,000

Task 5 – Reporting

- 5.1 Annual assessments of in-lake activities and monitoring data will be produced in a technical memorandum format. This memorandum will also recommend activities for the next year and will include revisions to the adaptive plan as dictated by the data.

- 5.2 Final project completion report will record data, finding and activities over the five-year LMD.

Deliverables:

1. Annual Summary Memos.
2. Draft and final LMD five-year report.

Schedule of Activities:

- a) Annual technical memorandum will be produced every December through 2021, starting in 2017.
- b) In December 2021 a draft and then final project report will be produced.

Budget: \$38,000

Task 6 – Public Education

- 6.1 One (1) public information meeting will be held each year. At these meetings, the management activities will be discussed as will water quality and aquatic plant data. Public input will be taken relative to the perception of in-lake activities effectiveness and this information will be used to update the annual adaptive plan.
- 6.2 A Public Involvement and Education Plan (PIEP) for developing and implementing the public education and outreach for the citizens of Long Lake and its watershed will be produced by Kitsap County. The plan will specify the goals and objectives of the outreach efforts to inform citizens about water quality and aquatic plant data results, and to educate residents about actions they can take to reduce the amount of phosphorus that enters the lake.

Deliverables:

1. At a minimum, one public informational meeting annually.
2. Completion and implementation of a Public Involvement and Education Plan.

Budget: \$28,000

Total Budget

\$630,000

Itemized Budget by Task

Task	Total Cost from LMD
Task 1 – Project Management	\$24,000
Task 2 – Planning and Permitting	\$38,000
Task 3 – In-Lake Activities	\$288,000
Task 4 – Lake and Stream Monitoring	\$54,000
Task 5 - Reporting	\$38,000
Task 6 – Public Education	\$28,000
Total	\$470,000

References

- Jacoby, J.M., D.D. Lynch and E.B. Welch. 1982. Internal phosphorus loading in a shallow, eutrophic lake. *Water Res* 16:911-919.
- Jacoby, J.M., E.B. Welch and I. Wertz. 2001. Alternate stable states in a shallow lake dominated by *Egeria densa*. *Verh Int Verein Limnol* 27:3805-3810.
- Welch, E.B. 1996. Control of phosphorus by harvesting and alum. Water Res. Ser. Tech. Rep. no 152, Univ. of WA, Dept. of Civil and Environmental Engineering.
- Welch, E.B. and H.L. Gibbons. 2010. Evaluating Effective restoration Techniques: Three Decades of Managing a shallow Eutrophic-Leaning Lake. *LakeLine* 30:38-44.

ATTACHMENT C
LONG LAKE PROPERTY ASSESSMENTS

ACCT_NO	CONTACT_NAME	CONTACT_ADDRESS	CONTACT_CITY	CONTACT_STAT	CONTACT_ZIP	SITE_ADDRESS	ANNUAL ASSESSMENT
4770-002-004-0002	ACH SUSAN	8451 SE DORMAR DR	PORT ORCHARD	WA	98366	8451 DORMAR DR SE	\$450
172302-3-034-2002	ADER GLENN N & SHAWNA	4105 E GARFIELD ST	SEATTLE	WA	98112	7560 LONG LAKE RD SE	\$450
172302-3-056-2005	ALBERTS MICHAEL & KELSEY KRISTEN	5064 SE WATERSKI WAY	PORT ORCHARD	WA	98367	5064 SE WATERSKI WAY	\$450
182302-4-003-2006	ANDERSON DON & DELORES	6908 250TH ST CT E	GRAHAM	WA	98338	NO ADDRESS FOUND	\$450
082302-3-050-2002	ANDERSON EDGAR & MARILYN	5569 SE SEDGWICK RD	PORT ORCHARD	WA	98366	NO ADDRESS FOUND	\$450
172302-2-041-2005	ANDERSON EDGAR & MARILYN	5569 SE SEDGWICK RD	PORT ORCHARD	WA	98366	6308 LONG LAKE RD SE	\$450
4821-000-021-0004	ANDERSON RYAN W	4501 SE FIRMONT DR	PORT ORCHARD	WA	98367	4501 SE FIRMONT DR	\$450
4802-001-010-0008	ANDREWS PAUL & CAROL M	6945 CLOVER VALLEY RD SE	PORT ORCHARD	WA	98367	6945 CLOVER VALLEY RD SE	\$450
192302-1-008-2006	BACHMANN RANDY J	8565 DORMAR DR SE	PORT ORCHARD	WA	98367	8565 DORMAR DR SE	\$450
172302-3-066-2003	BAKER GENE M & PATRICIA A	PO BOX 4222	SOUTH COLBY	WA	98384	7728 LONG LAKE RD SE	\$450
082302-3-041-2004	BALLANTYNE RICHARD P & THERESA	5900 LONG LAKE RD SE	PORT ORCHARD	WA	98367	5900 LONG LAKE RD SE	\$450
4770-002-005-0001	BALLEW BRIAN & JENNI	8435 SE DORMAR DR	PORT ORCHARD	WA	98367	8435 DORMAR DR SE	\$450
4821-000-019-0107	BARNUM MARVIN & KATHERINE	4497 FIRMONT DR	PORT ORCHARD	WA	98367	4497 SE FIRMONT DR	\$450
4802-002-022-0002	BDN LLC	3011 S CHANDLER ST	TACOMA	WA	98409	NO ADDRESS FOUND	\$450
082302-3-057-2005	BELLAMY WILLIAM A & JERI L	5713 LONG LAKE RD SE	PORT ORCHARD	WA	98367	5713 LONG LAKE RD SE	\$450
4770-002-010-0004	BENSKIN MIKE C & CHERYL A	8329 DORMAR DR SE	PORT ORCHARD	WA	98367	8329 DORMAR DR SE	\$450
4770-002-006-0000	BLAIR MELVIN & DIANE	8423 DORMAR DR SE	PORT ORCHARD	WA	98366	8423 DORMAR DR SE	\$450
4759-000-001-0004	BLOSE SUSAN M	6818 LONG LAKE RD SE	PORT ORCHARD	WA	98366	NO ADDRESS FOUND	\$450
4821-000-015-0002	BOLDMAN STEPHEN R	4477 SE FIRMONT DR	PORT ORCHARD	WA	98367	4477 SE FIRMONT DR	\$450
192302-1-026-2004	BRAMLEY MARK	8253 DORMAR DR SE	PORT ORCHARD	WA	98367	8253 DORMAR DR SE	\$450
4740-000-004-0003	BREAKER MARY A 0044906477	6445 LOG CABIN LN SE	PORT ORCHARD	WA	98367	6445 LOG CABIN LN SE	\$450
182302-4-001-2008	BRISBANE FAMILY TRUST	2730 FRENCH RD NW	OLYMPIA	WA	98502	7883 PHILLIPS RD SE	\$450
182302-4-045-2006	BRISBANE FAMILY TRUST	2730 FRENCH RD NW	OLYMPIA	WA	98502	MULTIPLE ADDRESSES ON FILE	\$450
182302-4-002-2007	BRISBANE FAMILY TRUST	2730 FRENCH RD NW	OLYMPIA	WA	98502	NO ADDRESS FOUND	\$450
182302-4-017-2000	BRISBANE FAMILY TRUST	2730 FRENCH RD NW	OLYMPIA	WA	98502	NO ADDRESS FOUND	\$450
182302-4-007-2002	BRISBANE FAMILY TRUST	2730 FRENCH RD NW	OLYMPIA	WA	98502	7827 PHILLIPS RD SE	\$450
182302-4-008-2001	BRISBANE FAMILY TRUST	2730 FRENCH RD NW	OLYMPIA	WA	98502	NO ADDRESS FOUND	\$450
4759-000-005-0000	BROSE DAN & ELIZABETH ANNE	6910 LONG LAKE RD SE	PORT ORCHARD	WA	98366	6910 LONG LAKE RD SE	\$450
4759-000-015-0008	BROWN TERRY C & JOANN	8783 SE WILLOCK RD	OLALLA	WA	98359	7024 LONG LAKE RD SE	\$450
172302-2-042-2004	BROWNING SHANE F & STEPHANIE C	6507 LONG LAKE RD SE	PORT ORCHARD	WA	98367	6507 LONG LAKE RD SE	\$450
172302-3-018-2002	BUEHLER ANDREW C	PO BOX 1174	OLALLA	WA	98359	7450 LONG LAKE RD SE	\$450
4759-000-022-0009	BUEHLER ANDREW C	PO BOX 1174	OLALLA	WA	98359	NO ADDRESS FOUND	\$450
082302-3-056-2006	BUEHLER ANDREW C TRUSTEE	PO BOX 1174	OLALLA	WA	98359	5934 LONG LAKE RD SE	\$450
192302-1-006-2008	BURK DAVID & TAMMY	7583 CLOVER VALLEY RD SE	PORT ORCHARD	WA	98367	NO ADDRESS FOUND	\$450
182302-4-055-2003	BURK DAVID & TAMMY	7583 CLOVER VALLEY RD SE	PORT ORCHARD	WA	98367	7583 CLOVER VALLEY RD SE	\$450
4802-001-025-0001	BURK JONATHAN & ERICA	7559 CLOVER VALLEY RD SE	PORT ORCHARD	WA	98367	7173 CLOVER VALLEY RD SE	\$450
082302-3-007-2006	BURLINGAME SETH	12090 OLALLA VALLEY RD SE	OLALLA	WA	98359	5680 LONG LAKE RD SE	\$450
4802-002-008-0000	BUTLER DUSTIN J	1551 PERU AVE E	PORT ORCHARD	WA	98366	NO ADDRESS FOUND	\$450
4802-002-009-0009	BUTLER DUSTIN J	1551 PERU AVE E	PORT ORCHARD	WA	98366	7337 CLOVER VALLEY RD SE	\$450
202302-2-023-2002	BYRNES MICHAEL I & GRACE ANN	8496 LONG LAKE RD SE	PORT ORCHARD	WA	98367	8496 LONG LAKE RD SE	\$450
182302-1-028-2003	CAIN ANDREW S & JULIE T	5887 WYNN JONES RD SE	PORT ORCHARD	WA	98366	6801 CLOVER VALLEY RD SE	\$450
4784-002-016-0002	CAMERON JESSICA R	4632 SE INWOOD LN	PORT ORCHARD	WA	98367	4632 SE INWOOD LN	\$450
4740-000-001-0006	CARTER RICHARD & GAYLE	PO BOX 1674	PORT ORCHARD	WA	98366	6415 LOG CABIN LN SE	\$450
072302-4-028-2000	CARTER RICHARD K & GAYLE A	6399 CLOVER VALLEY RD SE	PORT ORCHARD	WA	98367	6399 CLOVER VALLEY RD SE	\$450
4759-000-004-0001	CELLI NICOLE L & STASIUK TROY P	655 CORDOVA ST E	BC CANADA V6A 1M1			6862 LONG LAKE RD SE	\$450
182302-1-023-2008	CHAN TIMOTHY K & ELINORE	6730 N 28TH	TACOMA	WA	98407	6745 CLOVER VALLEY RD SE	\$450
172302-2-039-2009	CHERMAK LUCAS J & BRANDY N	6608 SE SKYCREST LN	PORT ORCHARD	WA	98366	NO ADDRESS FOUND	\$450
182302-4-004-2005	CLARK DONALD & JOANNE	14315 PIONEER WAY SE	OLALLA	WA	98359	NO ADDRESS FOUND	\$450
4784-002-018-0000	COOK RICHARD BRADLEY	6016 CALIFORNIA AVE SW STE B	SEATTLE	WA	98136	4662 SE INWOOD LN	\$450
172302-3-023-2005	CORRADO GREG E	7512 LONG LAKE RD SE	PORT ORCHARD	WA	98367	7512 LONG LAKE RD SE	\$450
172302-3-045-2009	COVELL BRIAN B & MARILYN L	7722 LONG LAKE RD SE	PORT ORCHARD	WA	98367	7722 LONG LAKE RD SE	\$450
082302-3-015-2006	CRESSMAN THOMAS J & DONNA S	6055 LONG LAKE RD SE	PORT ORCHARD	WA	98367	6055 LONG LAKE RD SE	\$450

ATTACHMENT C
LONG LAKE PROPERTY ASSESSMENTS

192302-1-028-2002	CRUVER CORINNE	78 PT FOSDICK DR NW	GIG HARBOR	WA	98335	8241 DORMAR DR SE	\$450
172302-2-011-2001	CULLEN TIMOTHY M	6371 LONG LAKE RD SE	PORT ORCHARD	WA	98367	6371 LONG LAKE RD SE	\$450
4802-002-013-0003	DAY DOUGLAS S & DEBORAH A	7393 CLOVER VALLEY RD SE	PORT ORCHARD	WA	98367	7393 CLOVER VALLEY RD SE	\$450
202302-2-022-2003	DEATHERAGE ELIZABETH C	PO BOX 382	PORT ORCHARD	WA	98366	8120 LONG LAKE RD SE	\$450
4802-001-019-0009	DELAGRANGE R L	4349 BETHEL RD SE	PORT ORCHARD	WA	98366	7081 CLOVER VALLEY RD SE	\$450
4802-001-008-0002	DEZWAGER JANINE	6917 CLOVER VALLEY RD SE	PORT ORCHARD	WA	98366	6917 CLOVER VALLEY RD SE	\$450
072302-4-047-2007	DIGIOVANNI DALE & TRACY	4803 CLOVER VALLEY RD	PORT ORCHARD	WA	98367	NO ADDRESS FOUND	\$450
072302-4-048-2006	DIGIOVANNI DALE & TRACY	4803 CLOVER VALLEY RD SE	PORT ORCHARD	WA	98367	4803 CLOVER VALLEY RD SE	\$450
082302-3-037-2000	EDDINGTON MICHAEL G 3250480	5928 LONG LAKE RD SE	PORT ORCHARD	WA	98366	5928 LONG LAKE RD SE	\$450
4759-000-007-0008	ELMORE DAVID W & BECKY J	6912 LONG LAKE RD SE	PORT ORCHARD	WA	98367	6912 LONG LAKE RD SE	\$450
4759-000-013-0000	FARBACH DOROTHY	6990 LONGLAKE RD SE	PORT ORCHARD	WA	98367	6990 LONG LAKE RD SE	\$450
192302-1-025-2005	FARMER GREGORY R & JULIA M	8259 DORMAR DR SE	PORT ORCHARD	WA	98367	8259 DORMAR DR SE	\$450
4740-000-007-0000	FEDDOCK JOHN G JR	6475 LOG CABIN LN SE	PORT ORCHARD	WA	98367	6475 LOG CABIN LN SE	\$450
4740-000-005-0002	FEDDOCK JOHN G JR	6475 LOG CABIN LN SE	PORT ORCHARD	WA	98367	6455 LOG CABIN LN SE	\$450
4802-001-003-0007	FENTON LEE R & HEIDI R	6857 CLOVER VALLEY RD SE	PORT ORCHARD	WA	98367	NO ADDRESS FOUND	\$450
4802-001-004-0006	FENTON LEE R & HEIDI R	6857 CLOVER VALLEY RD SE	PORT ORCHARD	WA	98367	6857 CLOVER VALLEY RD SE	\$450
072302-4-018-2002	FOSTER ROSEMARY	PO BOX 1663	PORT ORCHARD	WA	98366	NO ADDRESS FOUND	\$450
172302-2-023-2007	FREEMAN G	6601 LONG LAKE DR SE	PORT ORCHARD	WA	98366	6601 LONG LAKE RD SE	\$450
172302-2-024-2006	FREEMAN GARRY D	6601 LONG LAKE DR SE	PORT ORCHARD	WA	98366	NO ADDRESS FOUND	\$450
4759-000-016-0007	GADBERRY BRIAN R & ELISHA R	7038 LONG LAKE RD SE	PORT ORCHARD	WA	98367	7038 LONG LAKE RD SE	\$450
082302-3-048-2007	GETSER ILIA & ANNA	17 CORAL PL	GREENWOOD VILLAGE	CO	80111	NO ADDRESS FOUND	\$450
4802-001-009-0001	GOURLEY KATHLEEN	6931 CLOVER VALLEY RD SE	PORT ORCHARD	WA	98366	6931 CLOVER VALLEY RD SE	\$450
172302-2-013-2009	GROOM BARBARA	52 HOOKTON CEMETERY DR	LOLETA	CA	95551	NO ADDRESS FOUND	\$450
4759-000-010-0003	HAGARDT LENNART & SYNDIE	PO BOX 21	SOUTHWORTH	WA	98386	6950 LONG LAKE RD SE	\$450
4759-000-025-0006	HANSON JAMES R	5251 SE LAKEFRONT PL	PORT ORCHARD	WA	98367	5251 SE LAKEFRONT PL	\$450
182302-4-011-2006	HARLAN RICHARD & AVIS	7745 SE PHILLIPS RD	PORT ORCHARD	WA	98367	7745 PHILLIPS RD SE	\$450
172302-3-067-2002	HARVEY KATHLEEN M REV TRUST	30691 N 129TH AVE	PEORIA	AZ	85383	7734 LONG LAKE RD SE	\$450
202302-2-012-2005	HERRIDGE DOUGLAS E	4887 MULLENIX RD SE	PORT ORCHARD	WA	98366	NO ADDRESS FOUND	\$450
202302-2-020-2005	HERRIDGE DOUGLAS E	5106 N PEARL	TACOMA	WA	98407	4887 SE MULLENIX RD	\$450
172302-3-007-2005	HEUER RONALD L	4486 SE FIRDMONT DR	PORT ORCHARD	WA	98367	7282 LONG LAKE RD SE	\$450
4802-001-013-0005	HIGH GARY A & BETTY J	3377 BETHEL RD SE STE 107	PORT ORCHARD	WA	98366	6991 CLOVER VALLEY RD SE	\$450
202302-2-021-2004	HOGDEN MARK & JUDY	PO BOX 28	AUBURN	WA	98071	8090 LONG LAKE RD SE	\$450
172302-2-014-2008	HOLT KEVIN M & HADALLER LORANDA S	6549 LONG LAKE RD SE	PORT ORCHARD	WA	98367	6549 LONG LAKE RD SE	\$450
172302-3-075-2002	HOLT LARRY & LINDA	7240 LONG LAKE RD SE	PORT ORCHARD	WA	98366	7240 LONG LAKE RD SE	\$450
4802-001-024-0002	HOLT ROBERT L	13120 97TH AVE NW	GIG HARBOR	WA	98329	7159 CLOVER VALLEY RD SE	\$450
4821-000-019-0008	HOSKINS ROGER & RITA	4493 SE FIRDMONT DR	PORT ORCHARD	WA	98367	4493 SE FIRDMONT DR	\$450
4770-002-007-0108	HOYT NICHOLAS	8389 DORMAR DR SE	PORT ORCHARD	WA	98367	8389 DORMAR DR SE	\$450
082302-3-003-2000	HUBBARD WILLIAM	5606 LONGLAKE RD SE	PORT ORCHARD	WA	98366	5606 LONG LAKE RD SE	\$450
082302-2-018-2005	HUBBARD WILLIAM & DONNA	5606 LONGLAKE RD SE	PORT ORCHARD	WA	98367	5560 LONG LAKE RD SE	\$450
4740-000-003-0004	HUEBERT ANTONIA	PO BOX 2098	PORT ORCHARD	WA	98366	6435 LOG CABIN LN SE	\$450
172302-3-008-2004	HUNT DEAN ALLEN & DIANE G	5562 S CAPITAL REEF DR	TAYLORSVILLE	UT	84129	7286 LONG LAKE RD SE	\$450
182302-4-009-2000	HUTSON JEAN LORRAYNE	2730 FRENCH RD NW	OLYMPIA	WA	98502	NO ADDRESS FOUND	\$450
182302-4-010-2007	HUTSON JEAN LORRAYNE	2730 FRENCH RD NW	OLYMPIA	WA	98502	7739 PHILLIPS RD SE	\$450
4784-002-015-0003	JACOBSON MARK W & TAMMY S	PO BOX 173	OLALLA	WA	98359	4620 SE INWOOD LN	\$450
172302-3-043-2001	JOHNSON JERALD E & JACQUELINE G	4532 WESTWAY DR SE	PORT ORCHARD	WA	98366	7720 LONG LAKE RD SE	\$450
082302-3-042-2003	JONES JAMES M & JOLYNN	5920 LONG LAKE RD SE	PORT ORCHARD	WA	98366	5920 LONG LAKE RD SE	\$450
4784-002-017-0001	KAALAND MICHAEL A & JOYCE C	4648 SE INWOOD CT N	PORT ORCHARD	WA	98367	4648 SE INWOOD LN	\$450
4802-001-005-0005	KERNS HAROLD D & KATHY H	6873 CLOVER VALLEY RD SE	PORT ORCHARD	WA	98367	6873 CLOVER VALLEY RD SE	\$450
4784-002-014-0004	KIPPERBERG MARILYN M	PO BOX 547	OLALLA	WA	98359	4604 SE INWOOD LN	\$450
082302-2-016-2007	KITSAP COUNTY	614 DIVISION ST MS-1	PORT ORCHARD	WA	98366	NO ADDRESS FOUND	\$450
082302-2-028-2003	KITSAP COUNTY	614 DIVISION ST MS-1	PORT ORCHARD	WA	98366	NO ADDRESS FOUND	\$450
4740-000-002-0005	KRATTSCH RICHARD G	6425 LOG CABIN LN SE	PORT ORCHARD	WA	98367	6425 LOG CABIN LN SE	\$450
4759-000-012-0001	KRICK GEORGE & PATRICIA	4216 N MASON AVE	TACOMA	WA	98407	NO ADDRESS FOUND	\$450

ATTACHMENT C
LONG LAKE PROPERTY ASSESSMENTS

4802-002-010-0006	KULP TAMARA L & MICHAEL	4978 SE SLEEPY HOLLOW CT	PORT ORCHARD	WA	98366	7351 CLOVER VALLEY RD SE	\$450
4802-001-022-0004	LAGROU MICHELLE & BILLINGSLEY WILLIAM	7129 CLOVER VALLEY RD SE	PORT ORCHARD	WA	98367	7129 CLOVER VALLEY RD SE	\$450
082302-3-004-2009	LAKE HOUNDS LLC	5620 LONG LAKE RD	PORT ORCHARD	WA	98367	NO ADDRESS FOUND	\$450
082302-3-052-2000	LANGE ARDELLE V TRUSTEE	PO BOX 92	TAHUYA	WA	98588	6010 LONG LAKE RD SE	\$450
082302-3-021-2008	LAVIGNE VERNON L	6098 LONG LAKE RD SE	PORT ORCHARD	WA	98366	6098 LONG LAKE RD SE	\$450
4821-000-018-0009	LAW JOHN E JR & LAURA	4489 FIRMONT DR SE	PORT ORCHARD	WA	98367	4489 SE FIRMONT DR	\$450
172302-3-024-2004	LEROY ROBERT & KYMBERLY	PO BOX 1158	GIG HARBOR	WA	98335	7540 LONG LAKE RD SE	\$450
4770-002-003-0003	LEWARK WADE A & CHRYSYAL T	8511 DORMAR DR SE	PORT ORCHARD	WA	98367	8511 DORMAR DR SE	\$450
4770-002-011-0003	LEWIS MARK	8303 DORMAR DR SE	PORT ORCHARD	WA	98367	8303 DORMAR DR SE	\$450
172302-3-055-2006	LINDSEY NIKKI	PO BOX 863	PORT ORCHARD	WA	98366	5201 SE LAKEFRONT PL	\$450
192302-1-004-2000	LITTLEFIELD ROBERT T & JODI A	4663 SE MULLENIX RD	PORT ORCHARD	WA	98367	4633 SE MULLENIX RD	\$450
4802-001-018-0000	LOCKHART PATRICK					7067 CLOVER VALLEY RD SE	\$450
4802-001-017-0001	LOCKHART PATRICK & CHERYL	3377 BETHEL RD SE STE 107	PORT ORCHARD	WA	98366	7051 CLOVER VALLEY RD SE	\$450
082302-2-010-2003	LONG LAKE PARK					MULTIPLE ADDRESSES ON FILE	\$450
4802-002-007-0001	LUCAS JACK A	7305 CLOVER VALLEY RD SE	PORT ORCHARD	WA	98367	7305 CLOVER VALLEY RD SE	\$450
172302-3-016-2004	LW BOTHELL LLC	1431 MOHR CT	CONCORD	CA	94518	NO ADDRESS FOUND	\$450
172302-3-017-2003	LW BOTHELL LLC	1431 MOHR CT	CONCORD	CA	94518	7414 LONG LAKE RD SE	\$450
4786-000-012-0008	MADDOX CLARK W & BETTY JEAN	PO BOX 1662	PORT ORCHARD	WA	98366	5231 SE LAKEFRONT PL	\$450
4821-000-014-0003	MAHAR CHARLES W & BARBARA P	4473 SE FIRMONT DR	PORT ORCHARD	WA	98366	4473 SE FIRMONT DR	\$450
172302-2-019-2003	MAPES DONALD J & LISA B	3622 OLYMPUS DR NE	BREMERTON	WA	98310	NO ADDRESS FOUND	\$450
4759-000-018-0005	MATTHEWS ROBERT C & PAMELA	7050 LONG LAKE RD SE	PORT ORCHARD	WA	98367	7050 LONG LAKE RD SE	\$450
172302-3-025-2003	MCKEAN AMIE N	PO BOX 826	MANCHESTER	WA	98353	7554 LONG LAKE RD SE	\$450
172302-3-061-2008	MERKLEY BRYAN & RACHEL	7386 LONG LAKE RD SE	PORT ORCHARD	WA	98367	7290 LONG LAKE RD SE	\$450
172302-3-006-2006	MERKLEY BRYAN CQ & RACHEL C	7386 LONG LAKE RD SE	PORT ORCHARD	WA	98367	7278 LONG LAKE RD SE	\$450
202302-2-017-2000	MILLER DEAN S & KRISTIN L	7547 CLOVER VALLEY RD SE	PORT ORCHARD	WA	98367	NO ADDRESS FOUND	\$450
4802-002-023-0100	MILLER DEAN S & KRISTIN L	7547 CLOVER VALLEY RD SE	PORT ORCHARD	WA	98367	7547 CLOVER VALLEY RD SE	\$450
202302-2-003-2006	MILLER DEAN S & KRISTIN L	7547 CLOVER VALLEY RD SE	PORT ORCHARD	WA	98367	8022 LONG LAKE RD SE	\$450
4786-000-011-0009	MORTENSEN WALTER & BETTY TRUST	415 19TH ST NW	PUYALLUP	WA	98371	5241 SE LAKEFRONT PL	\$450
172302-3-001-2001	MURRAY PARK BEACH CLUB	7570 LONG LAKE RD SE	PORT ORCHARD	WA	98367	NO ADDRESS FOUND	\$450
172302-3-033-2003	MYKING BRANDON J & KELSEY R	3119 26TH AVE SE	PUYALLUP	WA	98374	7558 LONG LAKE RD SE	\$450
4802-002-021-0003	NELSON BRAD	3011 S CHANDLER ST	TACOMA	WA	98409	NO ADDRESS FOUND	\$450
4802-002-020-0004	NELSON BRAD	3011 S CHANDLER ST	TACOMA	WA	98409	7499 CLOVER VALLEY RD SE	\$450
082302-3-055-2007	NEWTON JACK T & ANNA K	PO BOX 4120	SOUTH COLBY	WA	98384	5940 LONG LAKE RD SE	\$450
4802-002-017-0009	NOWKA KATHERINE	7457 CLOVER VALLEY RD	PORT ORCHARD	WA	98366	7457 CLOVER VALLEY RD SE	\$450
4802-002-011-0203	NOWKA ROBERT & JUDI	7365 CLOVER VALLEY RD SE	PORT ORCHARD	WA	98367	7365 CLOVER VALLEY RD SE	\$450
4821-000-016-0001	O SHAUGHNESSY SCOTT E & GORDON ANNA	4481 SE FIRMONT DR	PORT ORCHARD	WA	98367	4481 SE FIRMONT DR	\$450
082302-3-010-2001	OLIVER WM S	5901 LONG LAKE RD SE	PORT ORCHARD	WA	98366	5901 LONG LAKE RD SE	\$450
4759-000-003-0002	ONEAL JERRY A & KIMBERLEE A	6822 LONG LAKE RD SE	PORT ORCHARD	WA	98367	6822 LONG LAKE RD SE	\$450
192302-1-014-2008	OOSTERVELD JAN & DEMELLO THERESA OOSTERVELD	PO BOX 1709	PORT ORCHARD	WA	98366	8265 DORMAR DR SE	\$450
4759-000-023-0008	OOSTERVELD JAN DERK & THERESA DEMELLO	PO BOX 1709	PORT ORCHARD	WA	98366	7080 LONG LAKE RD SE	\$450
4786-000-006-0105	PAPE JAMES C & JEANETTE I	5211 SE LAKEFRONT PL	PORT ORCHARD	WA	98367	5211 SE LAKEFRONT PL	\$450
172302-3-011-2009	PARKER KENNETH SCOTT	7294 LONG LK RD SE	PORT ORCHARD	WA	98367	7294 LONG LAKE RD SE	\$450
192302-1-027-2003	PEABODY RESOURCES LLC	PO BOX 565	BURLEY	WA	98322	8247 DORMAR DR SE	\$450
4759-000-005-0109	PERKIN GRANT C & CAROL A	PO BOX 63	OLALLA	WA	98359	6908 LONG LAKE RD SE	\$450
4802-002-018-0107	PETERS GRETCHEN	7485 CLOVER VALLEY RD SE	PORT ORCHARD	WA	98367	7485 CLOVER VALLEY RD SE	\$450
182302-4-056-2002	PETTIGREW JEFFREY & VALARIE	7595 CLOVER VALLEY RD SE	PORT ORCHARD	WA	98367	7595 CLOVER VALLEY RD SE	\$450
172302-3-035-2001	PICKARD BRIAN & MOLLY	7564 LONG LAKE RD SE	PORT ORCHARD	WA	98366	7564 LONG LAKE RD SE	\$450
182302-1-007-2008	PIERSON SCOTT JAMES JR	4055 SW HENDERSON ST	SEATTLE	WA	98136	6751 CLOVER VALLEY RD SE	\$450
202302-2-006-2003	PILGER ROBERT	5138 CROMWELL DR	GIG HARBOR	WA	98335	8538 LONG LAKE RD SE	\$450
192302-1-007-2007	POLEN ROBIN C & NAOMI J	8573 DORMAR DR SE	PORT ORCHARD	WA	98367	8573 DORMAR DR SE	\$450
172302-3-053-2008	RAGSDALE BRUCE D	PO BOX 4564	SOUTH COLBY	WA	98384	5065 SE WATERSKI WAY	\$450
4759-000-020-0001	RIEDEL THOMAS & GARY	2411 SE VAN SKIVER	PORT ORCHARD	WA	98367	7058 LONG LAKE RD SE	\$450
172302-2-016-2006	RIVERSIDE EQUITIES LLC	PO BOX 1311	BOTHELL	WA	98041	6650 LONG LAKE RD SE	\$450

ATTACHMENT C
LONG LAKE PROPERTY ASSESSMENTS

172302-3-042-2002	ROBERTSON JAMES A & MICHELLE A	7570 LONG LAKE RD SE	PORT ORCHARD	WA	98366	7566 LONG LAKE RD SE	\$450
172302-3-041-2003	ROBERTSON JIM	7570 LONG LAKE RD SE	PORT ORCHARD	WA	98366	NO ADDRESS FOUND	\$450
192302-1-005-2009	ROBINSON DAVID T & STEPHANIE I	4629 SE MULLENIX RD	PORT ORCHARD	WA	98367	4629 SE MULLENIX RD	\$450
4802-002-014-0002	ROGERS GREG	7411 CLOVER VALLEY RD	PORT ORCHARD	WA	98366	7411 CLOVER VALLEY RD SE	\$450
4740-000-006-0001	ROLLER GEORGE A	6465 LOG CABIN LN SE	PORT ORCHARD	WA	98367	6465 LOG CABIN LN SE	\$450
4770-002-009-0007	ROUNDTREE ANNE S	8355 DORMAR DR SE	PORT ORCHARD	WA	98367	8355 DORMAR DR SE	\$450
4802-002-024-0109	RUTH TODD A & VICTORIA A	7559 CLOVER VALLEY RD SE	PORT ORCHARD	WA	98367	7559 CLOVER VALLEY RD SE	\$450
4802-002-026-0008	RUTH TODD A & VICTORIA A	7559 CLOVER VALLEY RD SE	PORT ORCHARD	WA	98367	NO ADDRESS FOUND	\$450
172302-2-017-2005	SALZWEDEL ROBERT & CONSTANCE	5118 SE COTTAGE PATH WAY	PORT ORCHARD	WA	98367	5118 SE COTTAGE PATH WAY	\$450
202302-2-016-2001	SARVER DONALD B & JUDY H	8000 LONG LAKE RD SE	PORT ORCHARD	WA	98367	8000 LONG LAKE RD SE	\$450
082302-3-040-2005	SCHIMKE JANET D & CRIST TED A	5890 LONG LAKE RD SE	PORT ORCHARD	WA	98367	5890 LONG LAKE RD SE	\$450
072302-4-025-2003	SCHOEPFLIN RONALD L & MICHELE	2279 SE BANDERA CT	PORT ORCHARD	WA	98367	6271 CLOVER VALLEY RD SE	\$450
4802-002-005-0102	SLAGLE BRIAN E & SIDERIS ERIN R	7283 CLOVER VALLEY RD SE	PORT ORCHARD	WA	98367	7283 CLOVER VALLEY RD SE	\$450
4821-000-013-0004	SMITH COSSIE LEE & KATHY ELLEN	4469 SE FIRMONT DR	PORT ORCHARD	WA	98367	4469 SE FIRMONT DR	\$450
182302-1-027-2004	SMITH COSSIE LEE JR & KATHY ELLEN & SOYAT DANA E	4469 SE FIRMONT DR	PORT ORCHARD	WA	98367	NO ADDRESS FOUND	\$450
4821-000-017-0000	SOYAT DANA E	4485 SE FIRMONT DR	PORT ORCHARD	WA	98367	4485 SE FIRMONT DR	\$450
172302-3-077-2000	SPOHN KENNETH N & CHERYL A	7300 LONG LAKE RD SE	PORT ORCHARD	WA	98366	NO ADDRESS FOUND	\$450
172302-3-054-2007	SPOOL JONATHAN C & NANCY E	7242 LONG LAKE RD SE	PORT ORCHARD	WA	98366	5053 SE WATERSKI WAY	\$450
4802-001-011-0007	STATE OF WA DEPT OF FISHERIES					NO ADDRESS FOUND	\$450
072302-4-026-2002	STEINER MARGARET E TRUSTEE	6301 CLOVER VALLEY RD SE	PORT ORCHARD	WA	98367	6301 CLOVER VALLEY RD SE	\$450
192302-1-003-2001	STOCKWELL HAROLD K & MELANIE A	4639 SE MULLENIX RD	PORT ORCHARD	WA	98366	4639 SE MULLENIX RD	\$450
072302-4-023-2005	STUDEBAKER DAVID A	2715 CATALPA CT SE	PORT ORCHARD	WA	98366	4613 SE GREENSHORES DR	\$450
4802-001-002-0008	SZCZEPANSKI MARCIN D & LAUREN M MAUS	6815 CLOVER VALLEY RD SE	PORT ORCHARD	WA	98367	6815 CLOVER VALLEY RD SE	\$450
4802-002-002-0105	TATE AARON & RACHELLE	7231 CLOVER VALLEY RD SE	PORT ORCHARD	WA	98367	7231 CLOVER VALLEY RD SE	\$450
172302-2-003-2001	TAYLOR STEVE & TINA KAY	8438 PHILLIPS RD SE	PORT ORCHARD	WA	98367	NO ADDRESS FOUND	\$450
4770-002-002-0004	TERRY CAROL A	8553 DORMAR DR SE	PORT ORCHARD	WA	98367	8547 DORMAR DR SE	\$450
4770-002-001-0005	TERRY DONALD & CAROL	8553 DORMAR DR SE	PORT ORCHARD	WA	98367	8553 DORMAR DR SE	\$450
4802-002-015-0001	TRAINER P	PO BOX 2302	PORT ORCHARD	WA	98366	7427 CLOVER VALLEY RD SE	\$450
4802-001-014-0004	TSENG MIKE W & BEATRICE G	8805 SE 78TH ST	MERCER ISLAND	WA	98040	NO ADDRESS FOUND	\$450
4802-001-015-0003	TSENG MIKE W & BEATRICE G	8805 SE 78TH ST	MERCER ISLAND	WA	98040	7021 CLOVER VALLEY RD SE	\$450
4802-001-016-0002	TSENG MIKE W & BEATRICE G	8805 SE 78TH ST	MERCER ISLAND	WA	98040	NO ADDRESS FOUND	\$450
172302-3-005-2007	VAUGHAN DONALD KEITH	7272 LONGLAKE RD SE	PORT ORCHARD	WA	98367	NO ADDRESS FOUND	\$450
4786-000-013-0106	VERHELST RICHARD R & SANDRA	5221 SE LAKEFRONT PL	PORT ORCHARD	WA	98367	5221 SE LAKEFRONT PL	\$450
4802-001-020-0105	VICKERS MICHAEL L	20 KENWOOD ST	PITTSFIELD	MA	01201	7113 CLOVER VALLEY RD SE	\$450
202302-2-024-2001	WATERMAN KIMBERLY	7846 LONG LAKE RD SE	PORT ORCHARD	WA	98367	7846 LONG LAKE RD SE	\$450
082302-3-022-2007	WATTS CALVIN W & LAFONTAINE KRISTIN P	6108 LONG LAKE RD SE	PORT ORCHARD	WA	98366	6108 LONG LAKE RD SE	\$450
082302-3-023-2006	WATTS CALVIN W & LAFONTAINE KRISTIN P	6108 LONG LAKE RD SE	PORT ORCHARD	WA	98366	NO ADDRESS FOUND	\$450
082302-2-008-2007	WEICHMAN DAVID A & TORY G	1923 CORNERSTONE PL DR	KATY	TX	77450	4974 LONG LAKE RD SE	\$450
202302-2-007-2002	WILEY JONATHAN P	PO BOX 1334	PORT ORCHARD	WA	98366	8582 LONG LAKE RD SE	\$450
192302-1-001-2003	WILKINSON JON	4739 SE MULLENIX RD	PORT ORCHARD	WA	98367	4739 SE MULLENIX RD	\$450
192302-1-002-2002	WILKINSON JON	4739 SE MULLENIX RD	PORT ORCHARD	WA	98367	4659 SE MULLENIX RD	\$450
4802-002-003-0104	WILLEY JERALD L & ROBIN L	7255 CLOVER VALLEY RD	PORT ORCHARD	WA	98367	7255 CLOVER VALLEY RD SE	\$450
192302-1-015-2007	WILLIAMS GARY	8271 DORMAR DR SE	PORT ORCHARD	WA	98367	8271 DORMAR DR SE	\$450
072302-1-014-2002	WILLIS ROBERT & CYNTHIA	4950 LONG LAKE RD SE	PORT ORCHARD	WA	98367	4950 LONG LAKE RD SE	\$450
082302-3-013-2008	WINSLOW ROY A & KATHLEEN F	PO BOX 454	OLALLA	WA	98359	5970 LONG LAKE RD SE	\$450
4784-002-013-0005	WURDEN FREDERICK L	6310 208TH AVE NE	REDMOND	WA	98053	4588 SE INWOOD LN	\$450
4802-001-007-0003	WYMAN CHET & DEBORA A TRUSTEES	6903 CLOVER VALLEY RD SE	PORT ORCHARD	WA	98367	6903 CLOVER VALLEY RD SE	\$450
072302-4-055-2006	ZAK ROBERT E & KIMBERLEE D	4659 SE CAVALRY WAY	PORT ORCHARD	WA	98367	4659 SE CAVALRY WAY	\$450
072302-4-054-2007	ZAK ROBERT E & KIMBERLEE D	4659 SE CAVALRY WAY	PORT ORCHARD	WA	98367	NO ADDRESS FOUND	\$450
072302-4-024-2004	ZAK ROBERT E & KIMBERLEE D	4659 SE CAVALRY WAY	PORT ORCHARD	WA	98367	NO ADDRESS FOUND	\$450
4802-002-016-0000	ZENTNER GARY & SANDRA & ZENTNER DONNAJEAN	4505 FOXGLOVE DR NW	GIG HARBOR	WA	98332	7441 CLOVER VALLEY RD SE	\$450

